

The New Online Claiming Tool for Providers



1

Meet
KidKare

The best way to
claim online!



2

Learn
KidKare

There are lots of
training opportunities
available!




3

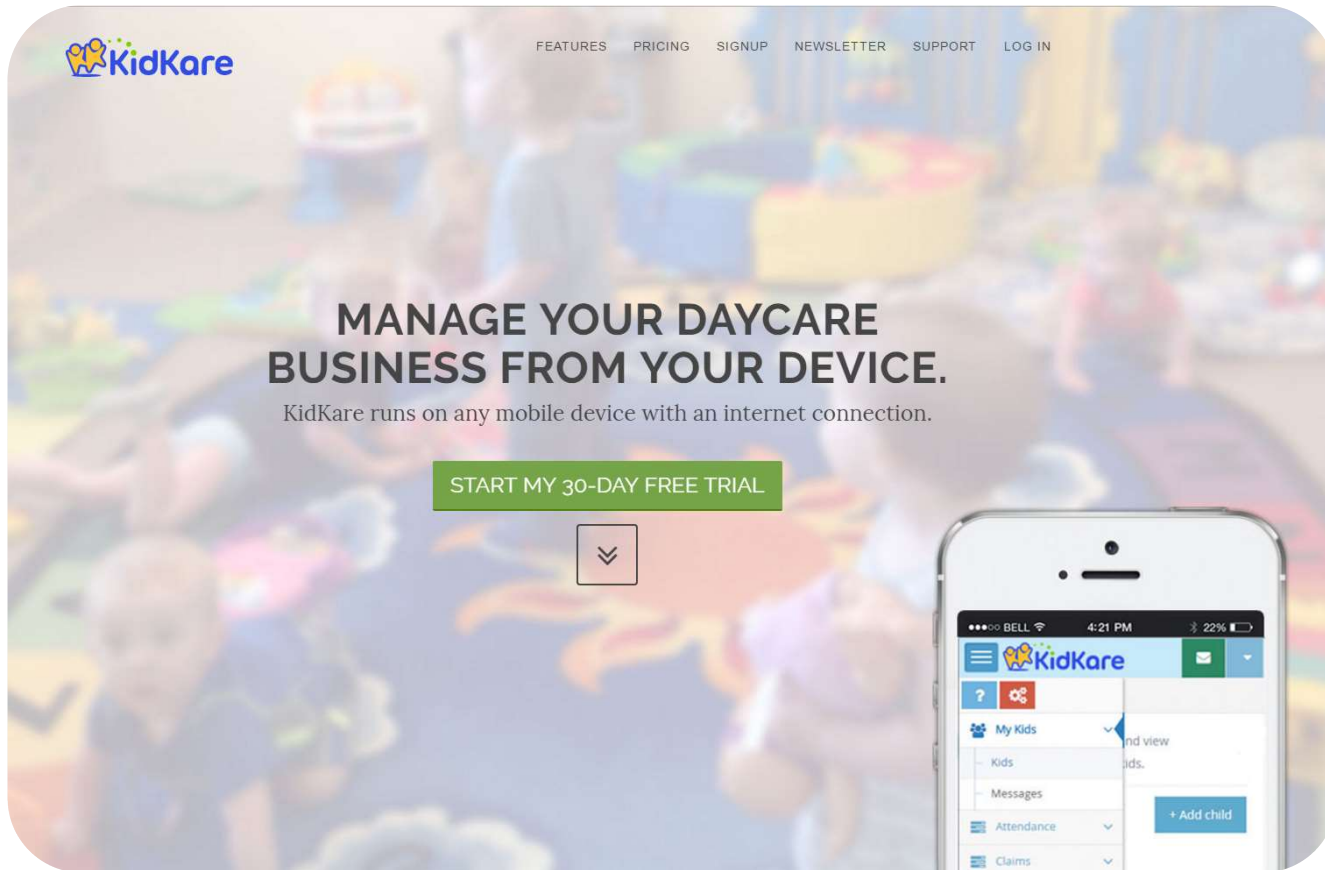

Launch
KidKare

Start using KidKare
today!





Meet KidKare!



Access KidKare from your phone, tablet, or computer!





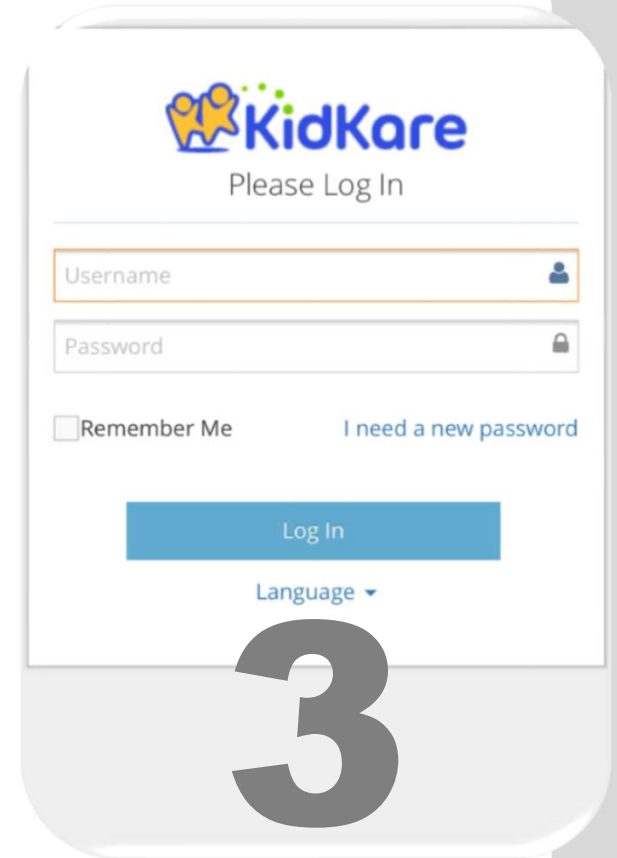
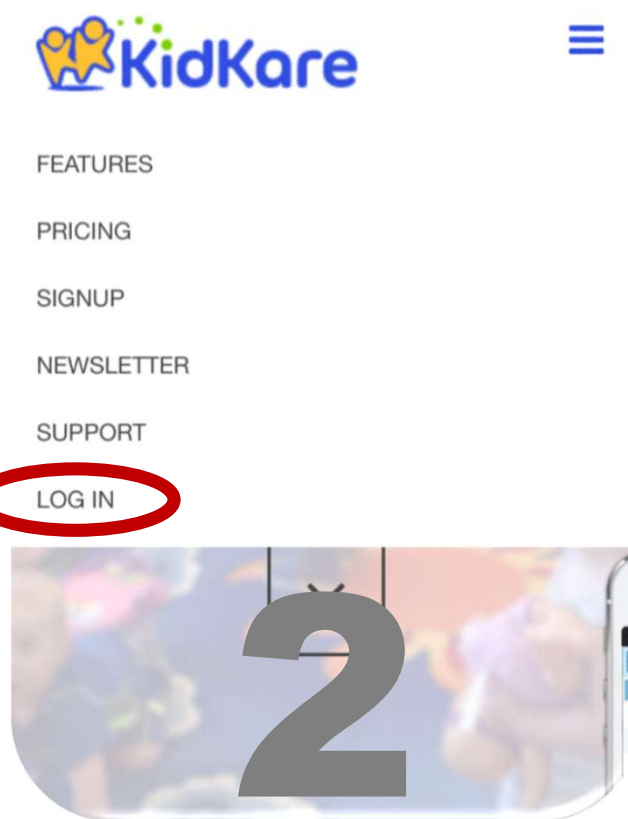
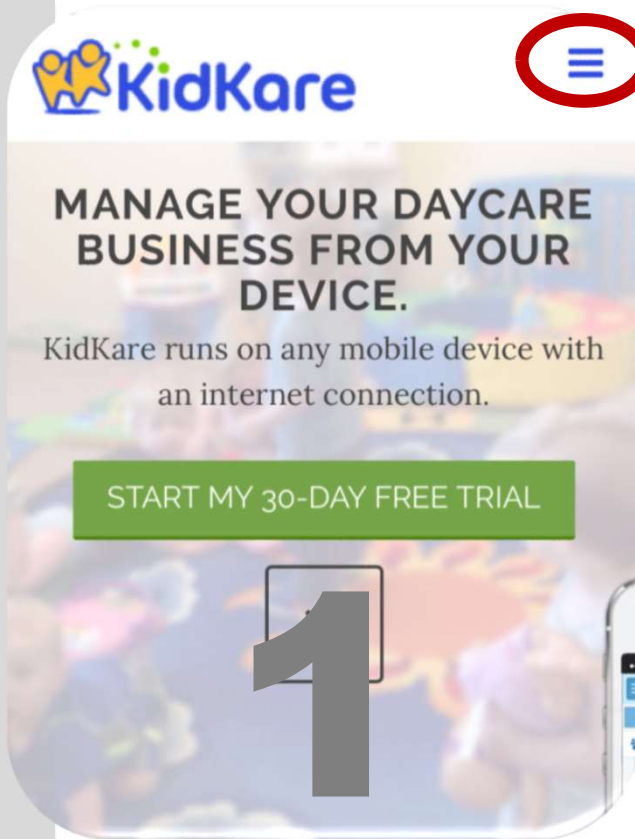
Introduction to KidKare Training Video



Introduction to KidKare Training Class



Log In to KidKare!




Go to [kidkare.com](https://www.kidkare.com) now!



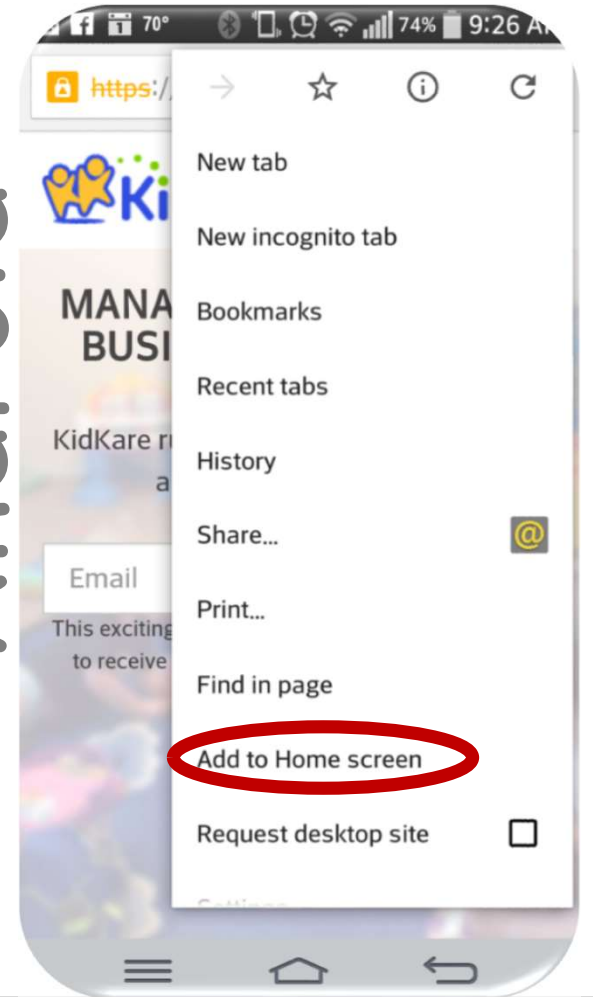
Add to Home Screen



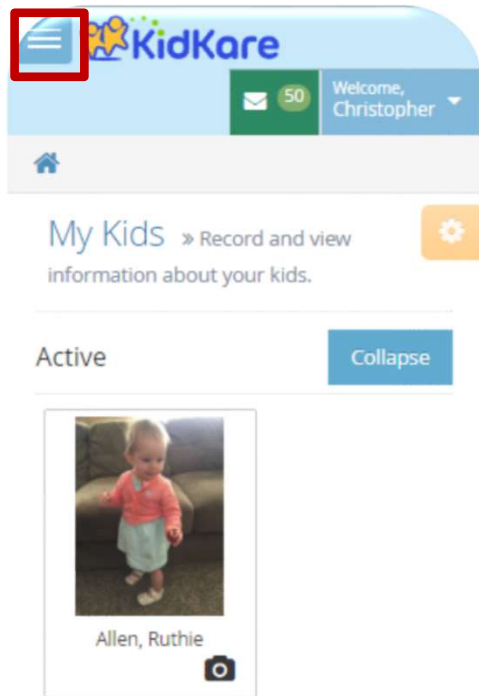
iPhone



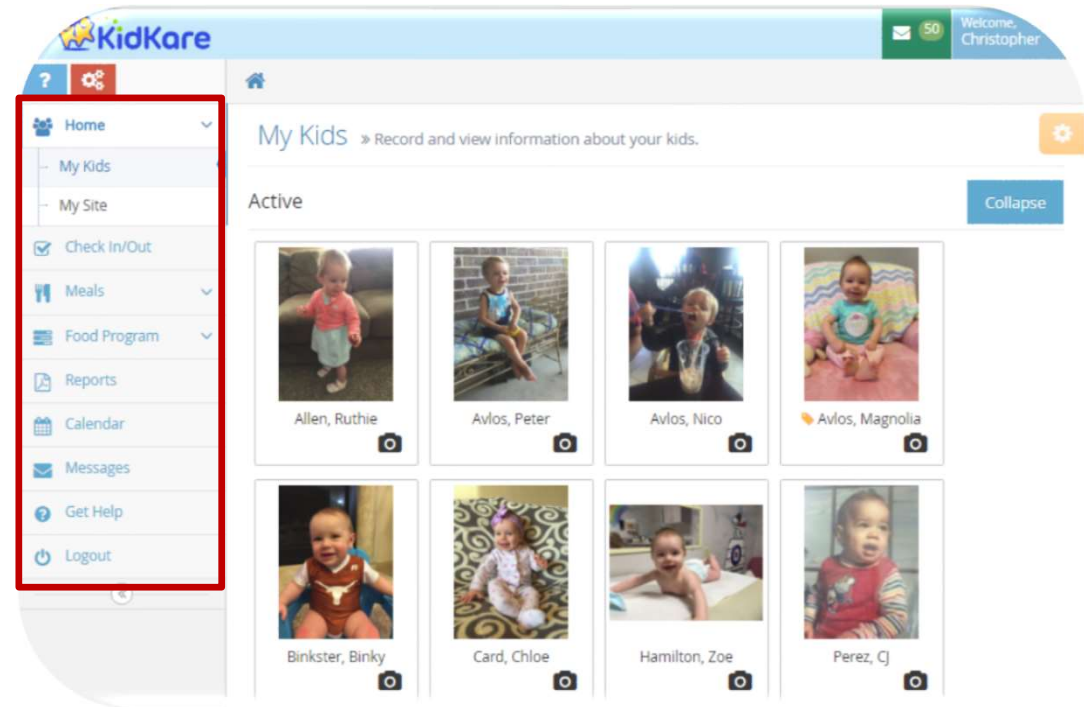
Android



Menu Bar Changes for Screen Size



Small Screen



Big Screen

The Help Layer



The screenshot shows the KidKare web application. On the left, a navigation sidebar is visible with a question mark icon circled in red. The main content area is titled 'My Kids' and displays a grid of child photos. A lightbulb icon is overlaid on the interface, and a 'Collapse' button is visible on the right. The footer contains the copyright information: ©2013 - 2015 Minute Menu Systems, LLC, with links for Terms and Privacy Policy.

help.kidkare.com

The screenshot displays the KidKare user interface. At the top, the KidKare logo is on the left, and a notification area on the right shows 'Welcome, Christopher' and '50' messages. A dropdown menu is open, showing 'Get Help' and 'Logout' options. The main content area is titled 'My Kids' and includes a '+ Add child' button and a 'Collapse' button. Below this, a grid of photos shows active children with their names: Allen, Ruthie; Avlos, Peter; Avlos, Nico; Avlos, Magnolia; and Binkster, Binky. A sidebar on the left contains navigation links: Home, My Kids, My Site, Check In/Out, Meals, Food Program, Reports, Calendar, Messages, Get Help (circled in red), and Logout.



help.kidkare.com



Welcome to the KidKare Knowledge Base

Refine ▾ Search for articles...

New Articles

- New** May 2017 Updates
- [Clear the Balance of a Deleted Invoice](#)
- [Reset password](#)
- [Edit a Paid Invoice](#)

Webinars

- [Sign up for a Webinar today!](#)
- [Don't want to wait? Watch a Recorded Webinar now!](#)

Videos

- [Recorded Webinar on Reports](#)
- [Designate Payers for Invoices](#)
- [Enroll a Child](#)
- [Add and Edit Check In and Out Times](#)
- [Select a Pre-Planned Menu](#)
- [Send To Sponsor](#)
- [Create a Reusable Menu](#)
- [Enter Meal for Infants](#)
- [Withdraw a Child](#)
- [Enter Meal for Non-Infants](#)
- [View Pending and Withdrawn Children](#)
- [Designate Payers for Invoices](#)
- [Create an Invoice](#)
- [Recorded Webinar](#)
- [Record a Meal](#)
- [Recorded Webinar on Scheduling Menus](#)

[View More Videos](#)

Home

- [Getting Started](#)
- [How do I...](#)
- [Videos](#)
- [Updates & Fixes 1](#)
- [Parents](#)

Can't find an answer?

[Submit a ticket here](#) and our staff will get back to you shortly.





help.kidkare.com



QUICK CHALLENGE

Using help.kidkare.com, see if you can figure how to sort children by last name on the "Enter Meal" screen.



Enroll Child Video

The screenshot shows the 'My Kids' section of the KidKare app. At the top, there is a navigation bar with the KidKare logo, a notification icon with '49', and a user profile 'Welcome, Christopher'. Below the navigation bar, the text 'My Kids' is followed by a sub-header 'Record and view information about your kids.' and a settings gear icon. A '+ Add child' button is visible. Under the 'Active' section, there are four child profile cards: Ariel Hamilton (A.H.), Axel Perez (A.P.), CJ Perez (C.P.), and Chloe Card (C.C.). Each card features a blue silhouette of a child's head and shoulders with initials in the center. The names are listed below the silhouettes. A 'Collapse' button is located to the right of the cards.

View Pending and Withdrawn Children Video

The screenshot shows the 'My Kids' section of the KidKare app, similar to the first screenshot. The navigation bar and sub-header are identical. However, the '+ Add child' button is now greyed out. The 'Active' section shows the same four child profile cards: Ariel Hamilton (A.H.), Axel Perez (A.P.), CJ Perez (C.P.), and Chloe Card (C.C.). The 'Collapse' button is also present. The layout is otherwise identical to the first screenshot.

Enroll Child

KidKare My Kids > Enroll Child

Progress: 1/3 steps completed

* Days in care

Monday	09:00 AM	<input type="checkbox"/>	05:00 PM	<input type="checkbox"/>
Tuesday	09:00 AM	<input type="checkbox"/>	05:00 PM	<input type="checkbox"/>
Wednesday	09:00 AM	<input type="checkbox"/>	05:00 PM	<input type="checkbox"/>
Thursday	09:00 AM	<input type="checkbox"/>	05:00 PM	<input type="checkbox"/>
Friday	09:00 AM	<input type="checkbox"/>	05:00 PM	<input type="checkbox"/>
Saturday				
Sunday				

Will pick up and drop off times vary? No

Will the days vary from week to week? No

Participating Meals

* Breakfast AM Snack Lunch PM Snack Dinner Eve. Snack

Infant Details

Provider formula offered



Printing Enrollments: Google Chrome



KidKare | Welcome Christopher

Binky Binkster > Child Information

B.B.

Expiration date: 10/27/2016
Status: Pending

Child Details

Name:	Binky B Binkster
DOB:	10/28/2013
Enrollment date:	10/28/2015
Participates in CACFP:	Y
Pay source:	
Race:	Black or African American
Ethnicity:	Hispanic or Latino
Gender:	M
Relation to provider:	Own Child
Is child of migrant worker:	N
Special needs:	N
Special diet:	N

Contact Details

Name:	Caitlyn C Jenner
Address:	6969 the Drag , Transgender, CA, 90210
Phone:	Mobile - 5555555555
Email:	

[Edit](#)

School Details

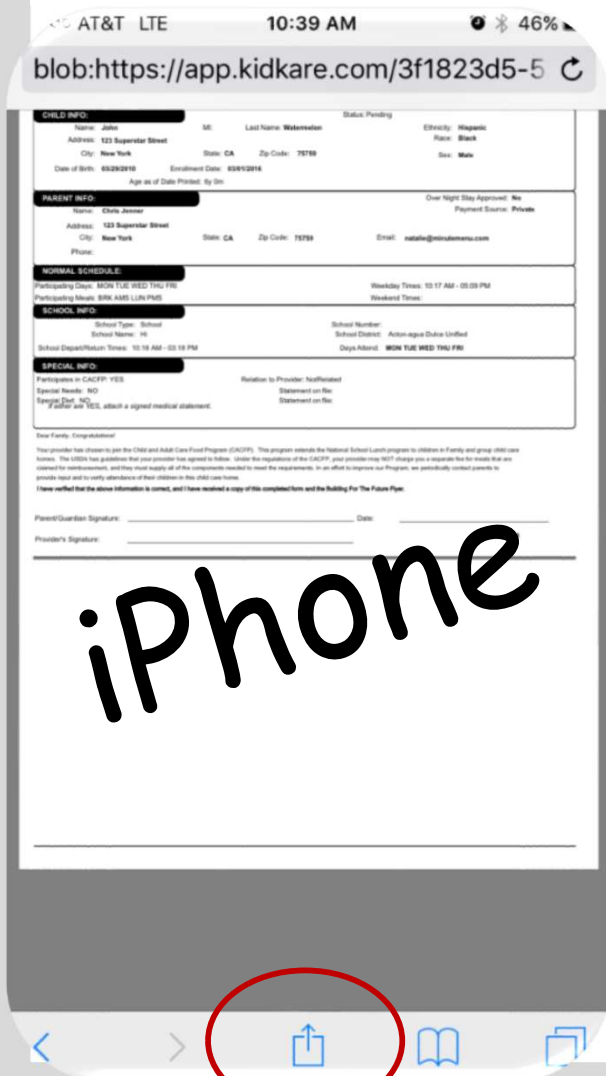
School district:	
School name:	
Grade/level:	Unspecified
Days in school:	
Depart time:	

allChild85137.pdf | [Show all downloads](#)

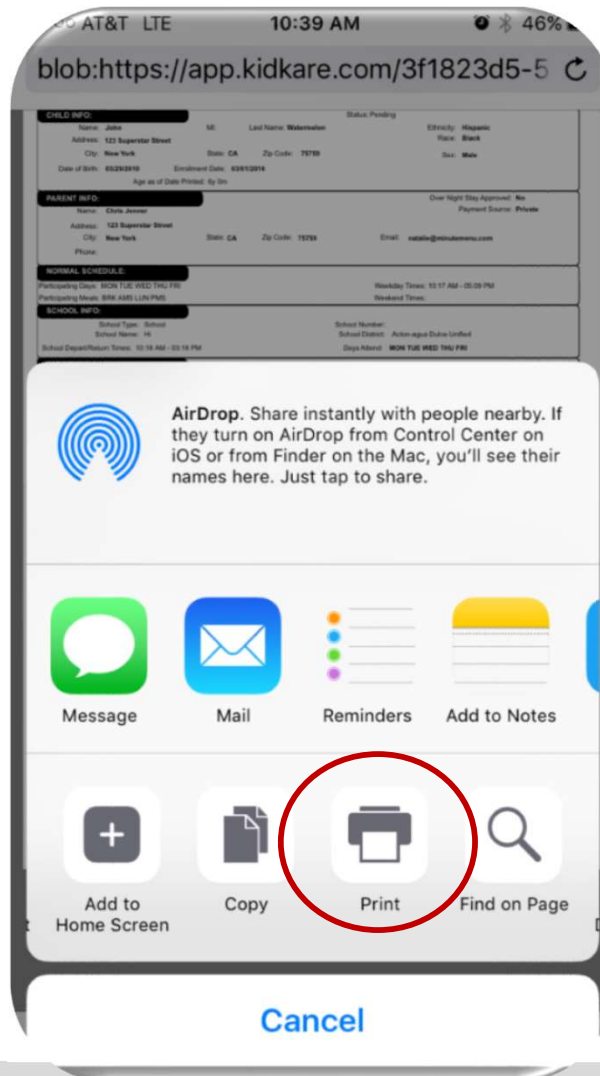
Google Chrome



Printing Enrollments: iPhone



iPhone






Withdraw Child

The screenshot shows the KidKare app home screen. At the top, there is a navigation bar with the KidKare logo, a home icon, a notification badge with '46', and a welcome message 'Welcome, Christopher'. Below this is a 'My Kids' section with a subtitle 'Record and view information about your kids.' and a settings gear icon. A '+ Add child' button is visible. Underneath, there is an 'Active' section with a 'Collapse' button. A grid of child photos is shown, with the first photo of a child in a pink shirt and light blue skirt circled in red. Below the photo is the name 'Allen, Ruthie'.

The screenshot shows the 'Child Information' screen for Ruthie Allen. The navigation bar is the same as the home screen. Below it, there is a breadcrumb trail: 'Home > Ruthie Allen > Child Information'. A dropdown menu shows 'Allen, Ruthie'. A photo of the child is displayed, with the name 'Ruthie Allen' below it. A red 'Withdraw' button is circled in red. Below the photo is a '+ Add contact' button. At the bottom, there is a list of details: 'Expiration date: 05/31/2015', 'Status: Active', 'Enrollment Form' (a link), 'In/Out Times:', and 'Account Balance: ^350.00'.



Check In/Out Training Video



The screenshot shows the KidKare mobile application interface. At the top, there is a navigation bar with the KidKare logo, a notification icon with the number 49, and a user greeting: "Welcome, Christopher". Below the navigation bar is a breadcrumb trail: "Check In/Out". A date selector shows "04/11/2016" with left and right arrows, and an "Expand all" button. A blue button labeled "Apply enrollment times" is positioned above a list of children's names. Each name is in a white box with a red border and a dropdown arrow on the right side. The names listed are: Ariel Hamilton, Axel Perez, Binky Binkster, Chloe Card, CJ Perez, Coquette Perez, and Dawn Perez.



Check In/Out

KidKare Welcome, Christopher

Check In/Out

04/06/2016

Expand all

Apply enrollment times

Ariel Hamilton	IN	▼
Axel Perez		▼
Binky Binkster	IN	▼
Chloe Card		▼
CJ Perez	IN	▼
Coquette Perez		▼

KidKare Welcome, Christopher

Check In/Out

04/06/2016

Expand all

Apply enrollment times

Ariel Hamilton	IN	▼
Axel Perez	OUT	▲
IN	OUT	
03:30 PM	05:00 PM	⊖ ⊕
Binky Binkster	IN	▼
Chloe Card		▼



Meal Service

03/21/2016

Infants Non-Infants

Serving 1 08:00 AM

Serving 2 09:00 AM

Select Meal

- Select Meal
- Breakfast
- AM Snack
- Lunch
- PM Snack
- Dinner
- Eve. Snack

Milk Fluid Milk (2)

Ariel Hamilton	5 TAP	1 2
Binky Binkster	2 TAP	1 2
Chloe Card	TAP	1 2

Meal Service Training Video

The screenshot displays the KidKare web application interface. At the top left is the KidKare logo. The top right shows a notification icon with '50' and a user greeting 'Welcome, Christopher'. The main navigation menu on the left includes: My Home, Check In/Out, Meals (with sub-options: Enter Meal, Add/Edit Menus, Schedule Menus), Food Program, Reports, Calendar, and Messages. The current page is 'My Kids > Meals > Add/Edit Menus'. It features tabs for 'Breakfast', 'Snacks', and 'Lunch/Dinner', and a filter for 'Infants' and 'Non-Infants'. Below these are tabs for 'Master', 'MyMenus', and 'Cycle', along with a '+ Add Menu' button. The main content area is titled 'Breakfast' and contains a list of items: 'Yogurt Parfait', 'pancakes', 'Orangeade Bagels', 'oatmeal', and 'MM#222'. Each item has a dropdown arrow icon to its right. A 'Collapse' button is located in the top right of the main content area.

Send to Sponsor

Claim summary < October 2015 > Not Sent to Sponsor

Meals	
Breakfast	0
AM Snack	0
Lunch	3
PM Snack	0
Dinner	0
Eve. Snack	0

Days with Meals	1
Children Claimed	3
Pending Children	0
Total Meals	3

ATTENTION PROVIDER: By sending this KidKare claim information to your Sponsor, you certify that you agree to the following:


You understand that the menu and attendance information stored in KidKare must be made available immediately for review by any Sponsor or State Agency staff when requested. You certify that the information you enter into KidKare is accurate in all respects. You also understand that this information is provided in connection with the receipt of federal funds and that deliberate misrepresentation may result in state or federal prosecution. 7 CFR 226.18(b)(14) requires the day care home to notify their sponsoring organization in advance whenever they are planning to be out of their of home during the meal service period. If this procedure is not followed and an unannounced review is conducted when the children are not present in the day care home, claims for meals that would have been served during the unannounced review will be disallowed.






I agree to the Terms and Conditions

Send



Reports



 My Kids > Reports Child Select a report Select a report Child Enrollment Child In/Out Times	 My Kids > Reports Meals and Attendance Select a report Select a report Attendance Summary Food Served 5 Day Attendance Verify In/Out Claimed Attendance Attendance Detail	 My Kids > Reports Claim Statements Select a report Select a report Payment Details Claimed Foods A Claimed Summary Claimed Attendance Paid Meal Totals Tax Report	 My Kids > Reports Worksheet Select a report Select a report Daily Meal Worksheet Weekly Attendance Worksheet Enrollment Renewal Worksheet Blank Enrollment Form	 My Kids > Reports Menu Planning Select a report Select a report USDA Meal Pattern USDA Meal Pattern - Infants Scheduled Menus My Menus - Infants My Menus - Non-Infants My Menus EZ Menus - Infants EZ Menus - Non-Infants EZ Menus - ALL
©2013 - 2015 Minute Menu Systems, LLC Terms	©2013 - 2015 Minute Menu Systems, LLC Terms	©2013 - 2015 Minute Menu Systems, LLC Terms	©2013 - 2015 Minute Menu Systems, LLC Terms Privacy	©2013 - 2015 Minute Menu Systems, LLC Terms Privacy Policy

Calendar

KidKare My Kids > Calendar

Provider Child Meals Schedule Menus

March 2016

Sun	Mon	Tue	Wed	Thu	Fri	Sat
28	29	1	2	3	4	5
6	7	8	9	10	11	12
13	14	15	16	17	18	19
20	21	22	23	24	25	26
27	28	29	30	31	1	2

Draggable events

- + Closed for Business
- + Open on Holiday
- + Off-Site Meal

Messages

KidKare 49 Welcome Christopher

My Kids > Messages

Inbox Sponsor Call Log Archived

Sort ▾

<input type="checkbox"/>	Demo Sponsor	Test KidKare Message	August 10
<input type="checkbox"/>	Robert Collins	Your 05/04 Review Report is Ready	May 05
<input type="checkbox"/>	Robert Collins	Your 08/20 Review Report is Ready	January 22
<input type="checkbox"/>	Demo Sponsor	training this weekend	January 20
<input type="checkbox"/>	Robert Collins	Your 11/06 Review Report is Ready	11/06/2014
<input type="checkbox"/>	Robert Collins	Your 08/15 Review Report is Ready	08/20/2014
<input type="checkbox"/>	Robert Collins	Your 03/25 Review Report is Ready	08/15/2014
<input type="checkbox"/>	Robert Collins	Your 02/25 Review Report is Ready	03/25/2014
<input type="checkbox"/>	Robert Collins	Your 12/18 Review Report is Ready	01/17/2014
<input type="checkbox"/>	Minute Menu	Increase Your Tax Refund: Free 45-day Trial Starts Today	12/14/2013
<input type="checkbox"/>	Minute Menu	Increase Your Tax Refund: Free 45-day Trial Starts Today	12/14/2013
<input type="checkbox"/>	Minute Menu	Increase Your Tax Refund: Free 45-day Trial Starts Today	12/14/2013

More Training Opportunities



[Home](#)

[Top FAQs](#)

[Submit a Ticket](#)

Welcome to the KidKare Knowledge Base

Refine ▾

Search for articles...



New Articles

[Introduction to KidKare](#)

[Turn off private mode on an iPhone or iPad](#)

[Minute Menu Kids PRO subscriptions](#)

[Record a payment for an invoice](#)

[Create an Invoice](#)

[See more...](#)

Webinars

[Sign up for a Webinar today!](#)

[Don't want to wait? Watch a Recorded Webinar now!](#)

Videos

[Recorded Webinar](#)

[Designate Payers for Invoices](#)

[Enroll a Child](#)

[Add and Edit Check In and Out Times](#)

[Select a Pre-Planned Menu](#)

[Send To Sponsor](#)

[Create a Reusable Menu](#)

[Enter Meal for Infants](#)

[Withdraw a Child](#)

[Enter Meal for Non-Infants](#)

[View Pending and Withdrawn Children](#)

[Designate Payers for Invoices](#)

[Create an Invoice](#)

[Record a Meal](#)

[View More Videos](#)

[Home](#)

[Getting Started](#)

[How do I..](#)

[Videos](#)

[Updates & Fixes](#)

Can't find an answer?

[Submit a ticket here](#) and our staff will get back to you shortly.

[Select Language](#) ▾





Thank you for coming.

Have a great day!

